







Mobilitaet_Ebenen_05_18

-  **Personenaufzug**
Passenger lift
-  **Behindertengerechtes WC mit Europa-WC-Schließung**
Toilet for the disabled with European disabled toilet locks
-  **Europa WC-Schlüssel: Verkauf im Business Center (Torhaus, Ebene 3)**
Standardised WC key: Purchase at the Business Center (Torhaus, Level 3)
-  **Wickelraum**
Baby changing room
-  **Sanitätsstation**
First aid station
-  **Via Mobile überdachtes Laufbandsystem, das alle Hallen miteinander verbindet**
Via Mobile covered moving walkway that links all the halls